

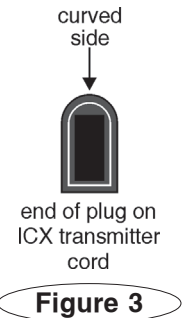
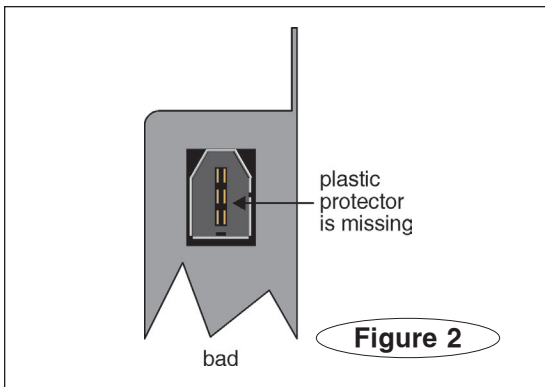
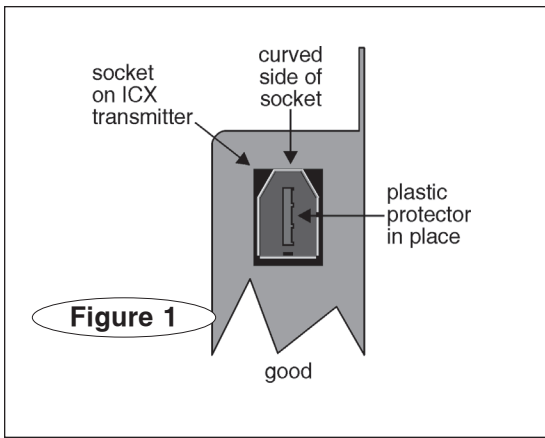
Check the ICX transmitter.

The Even Brake circuit board will be destroyed if the ICX transmitter is defective. To that end –

- If a new ICX transmitter is included, use it. Disconnect the old transmitter, connect the new one and reprogram the monitor, as described in the owner's manual. (The most current version of the manual is available at roadmasterinc.com.)
- If an ICX transmitter is not included, examine the socket on the existing transmitter. A plastic protector (Figure 1) must be in place. If it is not (Figure 2), **DO NOT USE THE TRANSMITTER!** Doing so will destroy the Even Brake circuit board.

Instead, call Roadmaster and order a replacement ICX transmitter.

- When you connect Even Brake to the ICX transmitter, the curved side of the plug (Figure 3) must align to the curved side of the socket (Figure 1) on the transmitter. If it does not, the Even Brake circuit board will be destroyed.



Time Tested • Time Proven

255294-00 09.14

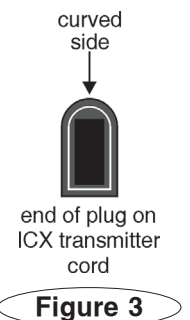
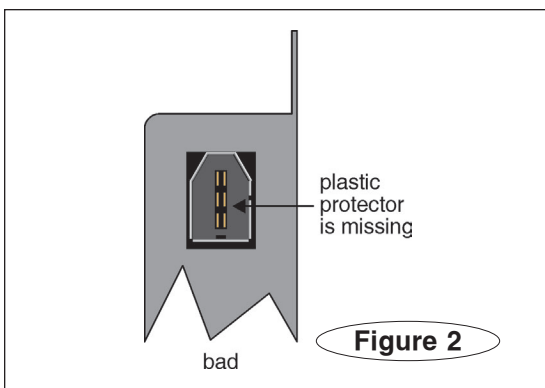
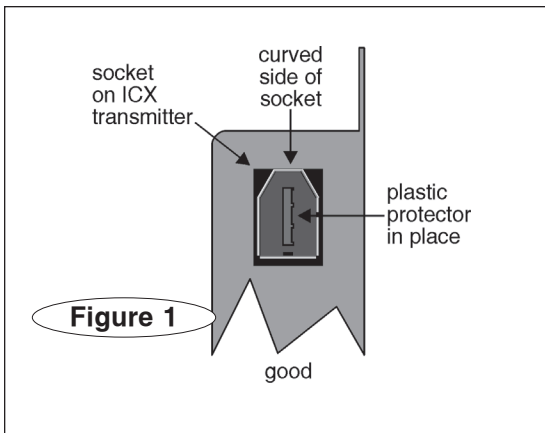
Check the ICX transmitter.

The Even Brake circuit board will be destroyed if the ICX transmitter is defective. To that end –

- If a new ICX transmitter is included, use it. Disconnect the old transmitter, connect the new one and reprogram the monitor, as described in the owner's manual. (The most current version of the manual is available at roadmasterinc.com.)
- If an ICX transmitter is not included, examine the socket on the existing transmitter. A plastic protector (Figure 1) must be in place. If it is not (Figure 2), **DO NOT USE THE TRANSMITTER!** Doing so will destroy the Even Brake circuit board.

Instead, call Roadmaster and order a replacement ICX transmitter.

- When you connect Even Brake to the ICX transmitter, the curved side of the plug (Figure 3) must align to the curved side of the socket (Figure 1) on the transmitter. If it does not, the Even Brake circuit board will be destroyed.



Time Tested • Time Proven

255294-00 09.14