



Tow bar adaptors for ROADMASTER products

Time Tested • Time Proven

851105-11 02/16

All specifications are subject to change without notice.

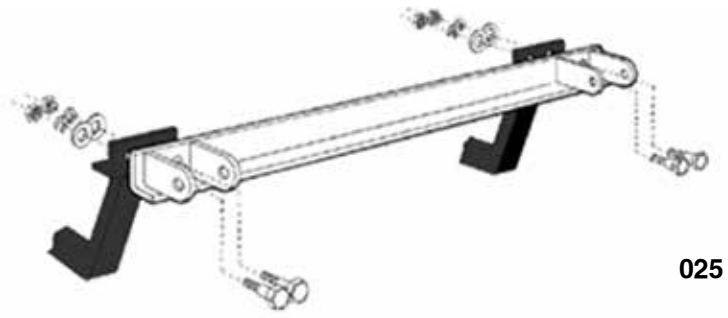
ROADMASTER, Inc. 6110 NE 127th Ave. Vancouver, WA 98682 800-669-9690 Fax: 360-735-9300 www.roadmasterinc.com

To adapt other manufacturers' tow bars to ROADMASTER brackets...

...attach the appropriate adaptor using the hardware as shown below.

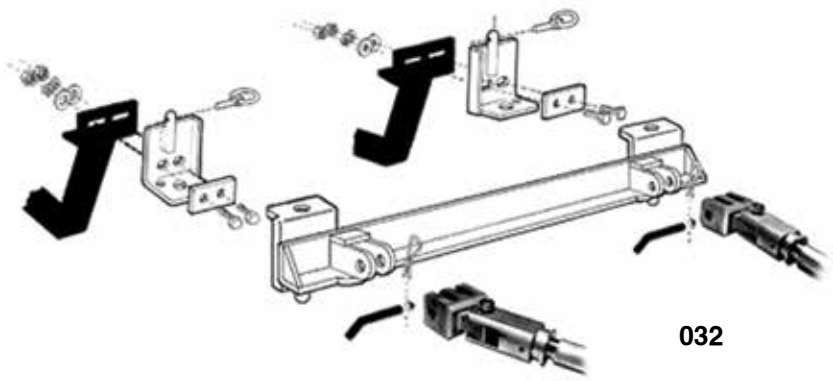
025

Adapts Reese, Valley, Eaz-Lift, Draw-Tite and Husky car-mounted tow bars to ROADMASTER brackets (see notes 1 and 2).



025

032 and **033** adapt motorhome-mounted Blue Ox tow bars (Acclaim, Adventurer, Aladdin, Alexxa, Alpha, Allure, Ambassador, Avail, Aventa, Aventa II, Aventa LX, Kar Bar), as well as Blue Ox "A frame" tow bars (with one- or three-pronged attachments) to ROADMASTER brackets. They also adapt Demco Commander, Dominator, Aluminator, Excalibar, Excalibar II and Kwik-Tow tow bars to ROADMASTER brackets.

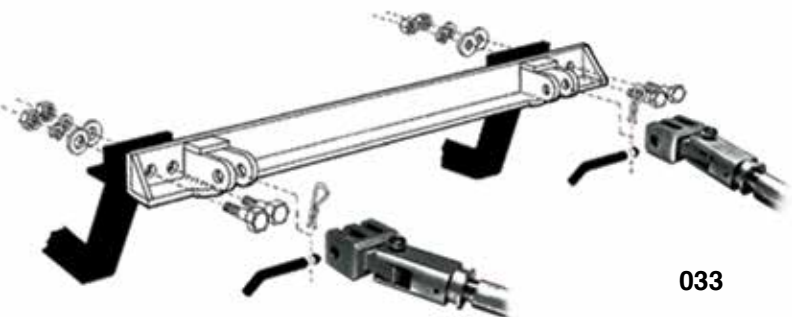


032

032 – Allows you to disconnect the adaptor bar and the removable front bracket arms (see note 2). The Guardian rock guard will work with this adaptor.

033 – The adaptor is permanently bolted to the mounting bracket (see notes 1 and 2).

037 – Adapts Blue Ox Rangefinder II or Rangefinder III to ROADMASTER brackets (see note 2). The Guardian rock guard will work with this adaptor.



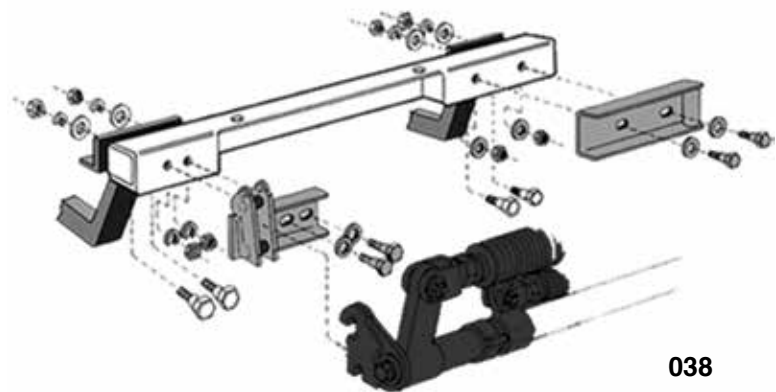
033

038 – Adapts Duncan Towmatic II, Karbar and EazAligner 2000 car-mounted tow bars to ROADMASTER brackets (see notes 1 and 2).

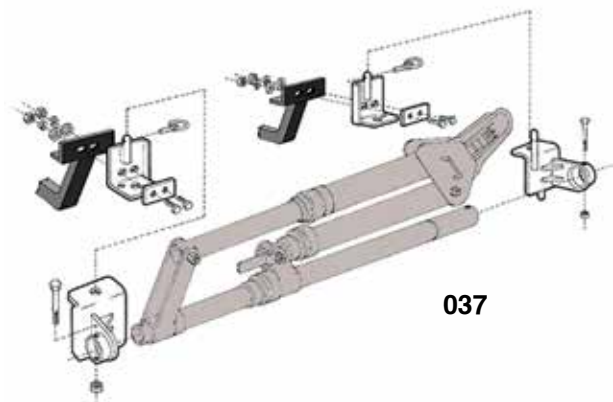
Note 1: in order to remove the front extensions on ROADMASTER XL or EZ Twistlock brackets, you will need quick-disconnects (part number 201) in addition to the adaptor.

Note 2: this adaptor does not fit MX, MS or EZ5 brackets.

(Tow bars and mounting brackets are not included with adaptor bars.)



038



037